

# Maple Room's Home Learning Term 4 - 2024-2025



As we head into the final term of this academic year our new topic will take us into the past - Stepping Back in Time. Maple Room has chosen to look at Music through the Decades. This provides lots of fun opportunities to voice opinions about songs and music styles, or you could even explore some of the fashion and technologies of a certain decade.

We will also be learning more about our bodies and how they grow and support us. It would be great if you could share some of your child's baby photos with them, and we would love to see these in class if you are happy to share them.

It would also be a great idea to share some old photos of your family with your child. Show them photo albums and see if they can recognise anyone from their younger days.

Remember that you can use your child's PODD or AAC to support this. You could comment on the activity in the photos or colours of clothing - all modelling is reinforcing their PODD book as a means of communication.



KIND



AMBITIOUS



CHILD-CENTERED



INSPIRATIONAL

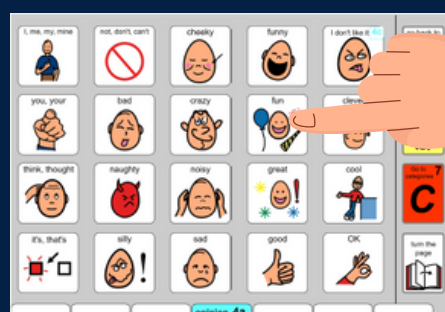


COLLABORATIVE

# #1 HITS FROM YOUR BIRTHDAY



Following on from looking at old photographs, you can link these to different styles of music. It is really fun to find out the #1 hit from the day you were born. Introduce this with your child's number 1 hit and see what they think. Once you have all shared your opinions, look for other people in your families' #1 hits and chat about the similarities and differences.



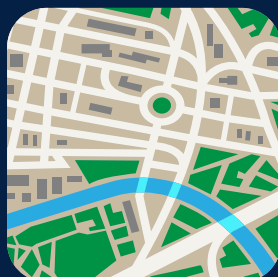

# DIRECTIONS GAME

In class we will be looking at directions and maps and we will be thinking about going straight and having to turn corners. We will be making maps and discussing our routes through the centre to familiar places.

As wheelchair users, our children usually rely on us to take them where they want to go and they don't often get to be the one making the decision. Now that the weather is warmer and the evenings are longer and brighter, take the opportunity to let your child take you for a walk around your local area.

At each crossroad or junction, ask your child to choose which way they want to go. They can point or look in the direction which interests them. Remember to give them plenty of processing time as this may be a new experience.

You could always model a choice or take turns with the family. You never know where you might end up! Chat about what you see or hear along the way using their AAC.





# BE YOUR OWN COMPOSER

To help us appreciate music through the decades the children have been looking at different types of instruments and learning about them. We have used this knowledge to compose our own music by choosing a sound and then how many beats we want this to be played for.

See what you can find around the house that makes interesting sounds - this could be things like pots and pans, or an empty bottle with some dry rice in it. Once you have chosen a few items decide how many beats to play on each.



Follow this link to an app which we enjoy using in class; there are lots of games to explore making music using colours and shapes.


# TALK ABOUT TECHNOLOGICAL ADVANCES



It can be hard to imagine a time when we needed to wait to watch our favourite programmes on TV. Show your children the early films of Mickey Mouse and see if they can recognise him in Black and White.



MICKEY MOUSE  
BLACK AND WHITE



FUN KIDS RADIO



CBEBBIES RADIO

Try listening to the radio or an audio book instead of watching something. If you are listening online then you can pause the show and chat about interesting facts, cool songs or familiar voices using your child's AAC and PODD. It can be much easier to chat when there is no screen to distract us. Listening is a huge part of communication and literacy and this is one way your can practise this with your child.

Here are some links to some radio programmes just for kids.



# shared Reading

This term we are focussing on developing our confidence with shared reading. We have been enjoying the Little People, Big Dreams series (scan the QR code to see some examples) which are really engaging autobiographies of famous people including lots of important people in history including musicians.

There are lots of youtube videos of these being read aloud or you could visit your local library and see if they have a copy. When reading or listening to a book with your child make sure to pause and take time to discuss elements of the book - look at the text and link to letters in their name, discuss the pictures, link the events to your experiences. Give your child time to comment and respond and enjoy the discussions that come from sharing this time together.

We have uploaded a useful home learning video to our website on this which will explain the process of shared reading further. Remember it can be any form of text from a magazine, fact book or story.





Enjoy a relaxing family movie night, choosing one of your favourite music-themed movies. Below are three movie trailers for you to watch - if you like the look of any of them then cosy up with your family and enjoy! If you have another music-themed movie that you love, please share them with us!



**SING**



**Trolls World  
Tour**



**Vivo**

# Bee inspired

As part of our outdoor learning this term we will be looking at plants and what they need to survive. We will be learning about being safe in the sun and generally enjoying the outdoors.

World Bee Day is on 20<sup>th</sup> May and the theme this year is to “Bee inspired by nature to nourish us all.” Spend some time in the garden or a park observing nature and then have a chat about what you can hear, see or smell using your child’s AAC.

Play a game of I spy..... this will help reinforce your child’s knowledge of letters. Invite your child to choose some letters and then you have to find something beginning with that letter.





# Thanks so much!

These activities are suggestions for you and your child to extend the learning that happens at school.

Please feel free to adapt any of these ideas and please send in any work so we can share it with the class.

Photos are also gratefully received and the pupils all love to share activities from home with the class.

Most of all, have fun with the family!

## Eilidh and the team.

