

Rowan Room's Home Learning Term 4 - 2024- 2025

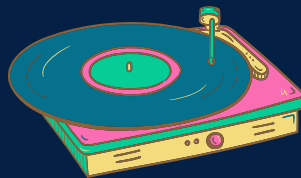


Spring/Summer 2025; Craighalbert Centre -

Hello everyone and welcome to the 4th and final term of the 2024-2025 academic year. The Rowan Room team and I are exceptionally proud of the children and all that they have achieved this school year. We are excited for a fun and busy Summer term ahead!

Our theme for this term is **Stepping Back In Time** with a focus on **Music Through the Decades**. This topic will allow our young learners to explore different music styles, genres and themes whilst learning about the history of music and how it has evolved. In turn, this will allow the children to expand their music knowledge and they may find new and exciting songs and artists to listen to both at home and in school.

If you have any favourite songs, whether that be what your child enjoys listening to or songs that you love yourself, please send them in so we can have a listen to them in class!



KIND



AMBITIOUS



CHILD-CENTERED

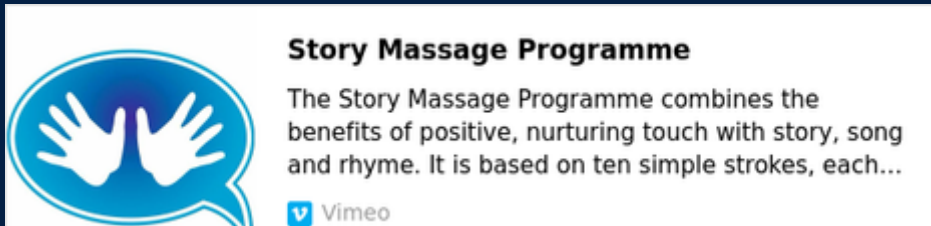



INSPIRATIONAL



COLLABORATIVE

STORY MESSAGE



Story Massage is a wonderful way to explore music in an interactive way that brings a sensory context to the songs for your child.

The QR code below will lead you to a YouTube page dedicated to story massage videos that show you what to do as you progress through the song.

This is a great opportunity to listen to different songs together and learn more about each other's music taste. It is also something siblings can get involved in too.



Story Massage
YouTube page

Learn more about
the story massage
programme here



MUSICAL INSTRUMENTS



Using your own recycled materials at home, create your own musical instrument together.

You can use your AAC to select the instrument you want to create and use your best yes/no to select the materials you want to use to make it.

Consider what my best access method would be, it may be expending my fingers or kicking my feet to play the instrument.

The whole family could get involved and you can start your own band!

Extension: Use the alphabet page in your PODD book or your preferred communication device to name your band!





Sound JOURNAL



Choose something in nature that you can hear eg. the wind, water, birds. For a week keep an ear out for your chosen sound. Listen for how its sound changes. Wonder why. Find new ways to describe what you are hearing.

Make audio recordings. How can you capture your 'soundmaker' in a photo or on film?

For example, if you choose the rain- Go out and listen to as many sounds created by rain as possible. Listen for low-pitched and high-pitched ones, for those which continually change their pitch and their loudness. Rain falling on the dry ground, rain falling on glass, on tin, rain running off the roof.

Use your AAC devices to discuss how the sounds make you feel, what your opinion is of the sound and what you think it sounds like.



Make Your Own PERFUME



Making your own perfume or aftershave can be a lovely sensory experience for you to do together.

Enjoy a stroll out and collect some flowers. Your child can feel and smell the flowers while you talk about what they are called, what colours they are and what you like/dislike about them using your PODD book or other communication devices.

Follow the instructions in the QR code below and consider your child's best access methods to be involved as possible in making the perfume.

Use the alphabet page in the PODD book to give the perfume you have created a name.





NOW SHOWING



Enjoy a relaxing family movie night choosing one of your favourite Summer themed movies. Below are 3 movie trailers for you to watch and if you like the look of any of them then cosy up with your family and enjoy! If you have another Summer movie that you love, please share them with us!



High School Musical 2
(U)



The Parent Trap
(PG)



Lilo and Stitch
(U)



shopping List

Have a go at writing some items that you want on your weekly shopping list together.

Auditory scan the letters on the alphabet page of your child's PODD book or encourage them to use their preferred AAC device. As you scan, watch for their reactions to the letters. If they give a positive response (looking at you, vocalising, pointing to their book etc) then affirm that they would like to use that letter. Write down the letters that your child provides you and attribute meaning to what they might want to add to the shopping list.

For example, if you have the letters 'c, a and e' this could mean chocolate or cake or something else.

We have uploaded a useful home learning video to our website on this which will explain the process of independent writing in further detail.



Music Through the Decades



The way we can listen to, and access music has changed vastly through the decades. In class, we are learning all about the different devices we can use/have used to listen to music. A fun and engaging way to explore these is through arts and crafts!

Have a look through the website linked to the QR code below at different craft ideas you can participate in at home to explore CDs!

Remember you can use your PODD book or other AAC devices to name songs, choose colours, construct your name, select materials etc.

This would also be a great opportunity to explore different music devices that you may have at home such as record players, iPods, Alexa, cassette tapes etc.



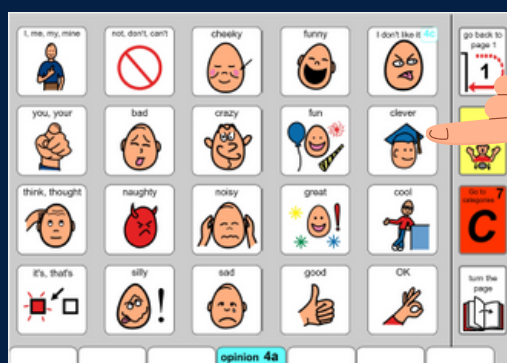


Shared Reading

This term we will be reading some new and exciting texts from a website called 'Oxford Owl'.

The great thing about this website is you can sign up for free and get access to the shared reading texts we will be reading in class. Look out for the titles in your electronic diaries and you can also read the books with your child. This will reinforce the story, themes and discussions we have been having in school and allow you to share in our learning. Using your PODD book, have a chat about what you think of the text as you read it. You can get some shared reading ideas from our home learning videos!

This is such a fun way to discover new texts together and read something new and exciting!



thank you

Home learning gives our children the opportunity to show you the skills they have been developing and allows them to make meaningful connections between school and home.

We hope you enjoy doing these tasks with all of your friends and family.
We would love to see some photos of your activities and all playing and learning together.

As always, thank you for your continued support.

Katie and
the team.