

Rowan Room's Home Learning Term 1 - 2025-2026




Summer/Autumn 2025; Craighalbert Centre -

Hello everyone and welcome back! We have had a brilliant start to our first term as a new class. There have been plenty of smiles, laughs and great conversations shared. The children have settled in wonderfully and I am so looking forward to the academic year ahead. It is going to be filled with so much fun, laughter and learning.

Our theme for this term is **This Is Me and My Community**. This topic will allow our young learners to learn more about themselves and each other, about where they live and who is there to help them. We will explore our local area, focusing on what we can see, hear, smell and feel and think of ways we can support and help our community.

We would be grateful if you can email in some photos of your child with member's of their family. This will support us with providing context to our learning on family communities.



KIND



AMBITIOUS



CHILD-CENTERED



INSPIRATIONAL



COLLABORATIVE


All About Me Sensory Box

Fill a box with objects that represent your child.
You can work together to fill the box with your child's favourite things such as;

- Favourite Toy
- A photo
- Scarf sprayed with their favourite scent
- Musical instrument
- Textured Fabric

Explore the items together regularly, naming and describing each of them using your child's individual AAC device.

Have fun and play games with the objects - encouraging anticipation and recognition through repetition.



Sensory STORY



Together, create a simple photo book of family, friends, pets and other important people to your child.

Stick different textures to the pages to represent the people on the page.

For example, a piece of soft fabric with the person's favourite perfume or aftershave sprayed on it or some fluffy wool to represent any pets you have.

Read and explore the book regularly together. Using your child's individual AAC device, you can have conversations to describe the person you are talking about. You could even use the alphabet page to scan and identify the first letter in that person's name!



My Favourite Place

Explore and record different sounds to represent your child's favourite place or a familiar place.

Use everyday objects or apps to create sounds together and record them.

Sequence the sounds to tell a simple audio story of that place.

This could be a place in your local community (e.g. park) or home community (e.g. kitchen) to link to our topic.

Example: A day at the park

- Crunching leaves - leaves or foil
- Birdsong - recording
- Dog barking - recording
- Laughing and having fun - recording
- Squeaky swing - toy
- Wind blowing - fan
- Family member talking - recording





NOW SHOWING



Enjoy a relaxing family movie night choosing one of your favourite animal themed movies. Below are 3 movie trailers for you to watch and if you like the look of any of them then cosy up with your family and enjoy! If you have another animal movie that you love, please share them with us!



The Lion King



Sing



Zootopia




EXPLORING FACES



Support your child to explore the shape of their face using clean make-up brushes or soft fabrics. You can do this to some relaxing music.

Support your child to use their individual AAC device and have a conversation about what you can see. Some ideas of what you can talk about and explore together are;

- Hair and eye colour
- How they are feeling
- The shapes of their eyes, nose, mouth etc
- What silly faces you can make together
- Wearing and feeling different types of hats, scarves and/or masks for exploration.



Self Portraits

Create a tactile self portrait using textured materials.

Offer your child to feel various materials and textures. Allow them to choose which material they would like to use for their eyes, nose, mouth, hair etc. They could also choose which colour they would like to use where possible.

Support your child to stick down the materials. It is a great opportunity to encourage them to extend their fingers and participate in the creation of their self portrait.

Talk about each body part and describe how they feel and what they look like.

E.g. “This is your hair, it is soft and fluffy like this wool”

Please let us know if you would like any resources - we are happy to provide them.



Forest Textures



Go on a sensory stroll together and collect different natural objects such as leaves, bark, flowers, twigs etc. Using your child's AAC device, have a conversation about the texture of the objects you collect and what you think of it.

Encourage your child to use their movements to press the objects you have collected into clay, salt dough or playdough. Explore the patterns you have made together through touch and/or sight.

You could even choose a colour and paint the pattern you have made together!

You can learn how to make your own playdough at home through the QR code below.





Shared Reading

Reading with each other is such a joyful experience and can be shared anywhere.

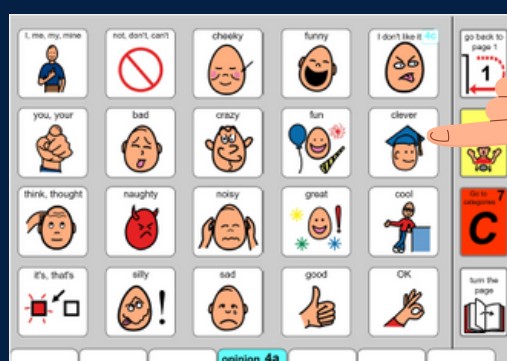

Find a place in your community to share a story together.

This can be at the park, in a café, at the library, in your garden or even at school!

If you can, take a photo to send to us of you reading together so that we can add to our class shared reading display.

We would also love if you could let us know some of your favourite books that you like to share together.

Shared reading is a great opportunity to model and encourage communication through your child's individual AAC device. We have a fantastic video on our website for you to watch that explains this further.





Home learning gives our children the opportunity to show you the skills they have been developing and allows them to make meaningful connections between school and home.

We hope you enjoy doing these tasks with all of your friends and family.
We would love to see some photos of your activities and all playing and learning together.

As always, thank you for your continued support.

Katie and
the team.