



# Oak Room's Home Learning Term 4 2025-2026



Welcome to Term 4!

Our topic this term is all about becoming and learning about explorers. Our home learning will focus exploring new and familiar places and new experiences.

We would love if you shared your child's home learning with us in any format that works best for your family. This could be photos, short notes in a diary, drawings, videos, or a quick chat with us. We especially love seeing photos of the children enjoying their home learning and engaging in activities that are meaningful to them.

Sharing home learning also helps us to support and evidence the targets. Thank you for your continued support — we can't wait to see what adventures your child explores this term!



KIND



AMBITIOUS



CHILD-CENTERED




INSPIRATIONAL



COLLABORATIVE

# What's your choice?



Our aim is for pupils to be able to communicate whatever they want to say, whenever they want to say it, enabling them to express their thoughts, feelings and opinions confidently.

Everyone communicates their likes and dislikes in different ways if that is through body language, reactions, facial expressions, movement, sounds or by using their AAC to say I don't like this or I like this.

For this activity, invite your child into conversations about their likes and dislikes. This could be during meal times, watching shows or listening to music. Use your child's AAC device or PODD book to express your own likes and dislikes with your child.

Your child may show that they like something by looking towards it, choosing it again or use PODD to express that they would like more. To show they do not like something they may look away, turn away or ask using PODD to stop or to do something different.

All forms of communication are valued and children should be supported to make choices and share their feelings about any topic in a way that is comfortable and meaningful for them.



Take a photo or send a note of any home learning you do

# Share a story



In Oak Room we have so much fun sharing stories and using our AAC to chat about them. This term we have loved reading stories which contain members of our class as the main characters.

Shared reading can be shared any time in any place. Shared reading stories can be any book, fiction or non fiction - whatever your child enjoys.

Stop at any point that you or your child find interesting. Use this as an opportunity to have meaningful conversations with your child using PODD.

Sent home with your child is a shared reading story which we have read in class. Use PODD to discuss this with your child. If you can, share a photo of you and your child enjoying this time together. You could share what your child has said around the book and we can keep the conversation going in class.



Take a photo or send a note of any home learning you do.



# Explore



In this activity you and your child can become a community explorer by visiting a new place in your local area. This could be a park, shop, café, library, walking path, or another interesting place nearby.

While exploring, use your PODD to communicate what you notice, how you feel, what you like or do not like, and what you discover. Talk about what you can see, hear, smell, and do in this new place.

Take photos during your adventure and send them in to share with the class. Be ready to use your PODD to chat with your child about your exploration and what made your new place interesting.



Take a photo or send a note of any home learning you do.



# Making a map



In the Oak Room we have been creating maps about the environments which we have explored. We have talked a lot using PODD about making maps and how following these to the end goal is a fun journey.

Now it is time to create a map of the environments you explore with your child. All you will need is paper and a pen.

## Instructions:

Explore any environment with your child. It could be in your home or out in the community.


Once you have explored the environment, chat about this with your child using PODD. Discuss with your child what you have seen and done.

Then help your child make a map. To do this use PODD to ask your child what they would like to include on their map - there are no right answers. Ask your child where on the paper they would like to place each item/ area and begin to populate this map. Chat about any treasure they may wish to hide or if the map is just to show off an area.

Share this map with us so we can continue the conversation in school.



Take a photo or send a note of any home learning you do.



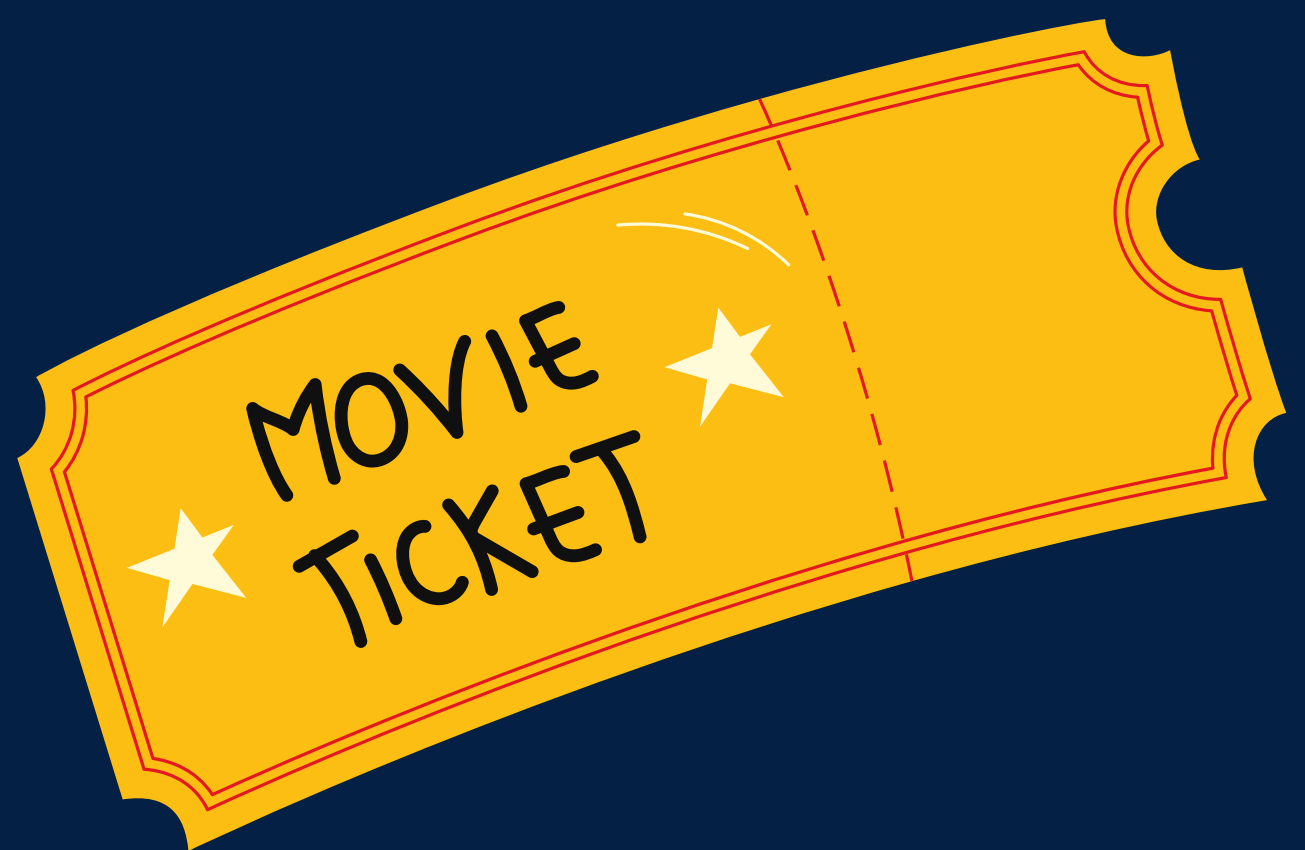
# NOW SHOWING

Choose a film, TV episode, or short clip to watch at home.

After watching, use PODD to share a conversation about:

1. What was it called?
2. Who was in it?
3. Favourite part
4. How did it make you feel?
5. Would you recommend it?

Once you have created your review share it with us so we can keep the conversation going in class.



Take a photo or send a note of any home learning you do.

# Important people

As part of our Explorers topic, we have been learning about significant figures and discussing people who are important because of the discoveries they made and the impact they had on the world.

For home learning, we would like learners to explore the idea of important people in their own lives by looking through family photos and talking about special people in their family or wider support network.

Use PODD to discuss who these people are, why they are important, and any happy memories connected to them.

If possible, please send in a few photos, as we love using these as visual communication aids to help continue conversations in school and support meaningful discussion about family, relationships and personal experiences.



Take a photo or send a note of any home learning you do.



# Summer Hits

Some of our young people are getting ready to move on to new adventures, so we are creating a class Summer Hits Playlist to celebrate together.

At home, choose 3 songs that you would like to add to our celebration playlist. These could be songs that make you feel happy, remind you of fun memories from school, or songs you think would be great to listen to at our summer celebration.

Use your PODD to share which song is your favourite and how each song makes you feel. Take a photo or screenshot of your chosen songs and send them in so we can build our class playlist and celebrate together.



Take photos to share with us here at school!

# MATP

This week's home learning is all about getting active and having fun with movement challenges using everyday items you may already have at home.

You could help your child practise dexterity skills by throwing soft balls or rolled-up socks into a basket.

For kicking activities, your child could use their feet or legs to move a ball or push over skittles.

Striking activities might include hitting a balloon or soft ball towards a target using their hands, sliding objects off a table into a box.

Please encourage your child to communicate throughout the activities using PODD to make choices, ask for "again," and share their excitement as they play and explore.

These activities are designed to support your child's targets within MATP and sending in photos of your child participating in these activities contributes evidence towards your child's MATP goals and targets.



Take photos to share with us here at school!

If you can send in a message or some pictures of the activities you have completed we can have a chat about them in class. It can also support the targets your young person is working towards. If you require any materials to complete any activity please let us know and we will arrange this.



*We appreciate  
all that you do*

Erin and the team