

Rowan Room's Home Learning Term 3 - 2025-2026





Winter/Spring 2026; Craighalbert Centre -

Welcome back to Term 3. This term naturally brings some wonderful experiences for our young learners - from fun in the snow to watching the flowers grow and trees bloom. There is so much to learn, experience and enjoy from the season changing from Winter to Spring.

Our themes for this term are **Authors** and **Life Cycles** and the home learning activities aim to reinforce the learning we will be doing in the Centre, at home. We will be highlighting one home learning task a week on our social media platforms so keep an eye out for them.

We hope you enjoy completing the Home Learning activities together. We would love to hear about what you get up to. If you capture any home learning moments, please send them in so we can celebrate them in class.

Thank you.



KIND



AMBITIOUS



CHILD-CENTERED



INSPIRATIONAL



COLLABORATIVE

STORY WRITING



Write a story using your PODD book.

1. Explore the question page of your child's PODD book.
2. Focus on the questions - 'Who?', 'Where?' and 'When?'
3. Navigate to the relevant pages from the questions, and encourage your child to use their best 'yes', 'no' to select the key information for their story. Alternatively, you can model what you would select for your own story or write one together.
4. Create the story from the information chosen or type it in to an AI generator online and it will create the story for you.
5. Share your story together and send it into the class team to share with your peers.

Extension

1. Focus on other questions such as 'When?' and 'What?' to add more information to the story.
2. Design an illustration to match the story you have created.

Shared Reading OUTDOORS

Sharing a story can stimulate imagination, curiosity and communication while also being good for relaxation and connections.

Take your chosen story to a location that is relevant to the plot or the characters. For example, you can read 'The Gruffalo' in the woods. This can add an extra dimension to your storytelling. It may allow you to share the feeling of the characters when in the space and create the right atmosphere.

Send a photo in to the class team of you sharing your story together.


Support your child to feel the pages. Encourage them to turn the pages themselves and provide support where required.

Respond to your child's initiations by scanning their AAC device as they use their best affirm/reject response to navigate it. Offer suggestions on how their communication might be linked to the context of the story.



Fitness

F-Words



The Rowan Room will be learning about 2D and 3D shapes in real life contexts this term.

Rolling Shapes

Support your child to roll or push different shaped objects using their hand/finger or leg/foot extension. For example - a ball, a tin, a box etc.

Explore your child's PODD book to name the shape and the movement they make.

E.g. 'The ball rolls!', 'The box slides!'

Extension

- Push 2 different objects one after the other and explore which object travels the furthest.

Helpful tips

- Allow your child to feel the texture of the object first before expecting participation.
- If your child does not engage fully with the activity, have a go at modelling the activity for them. If they notice you having lots of fun, it could spark their curiosity and motivation to give it a go or they might just enjoy watching you and engaging in a way that is meaningful for them.

DJ Rowan!



It is no secret that the children in the Rowan Room love to listen to their favourite music and share it with their friends and the team.

Take time to explore new music together at home. This could be on the radio or music shared from family or friends.

Watch for your child's reaction to the song. They may offer an opinion on the song using their PODD book. Their body language may also suggest that they are enjoying the music through smiles, movements, vocalisations etc.

Key PODD vocabulary to spark communication: "More", "Finish", "Fast", "Slow", "Play", "Stop", "Dance", "Sing", "Loud", "Quiet", "Feelings" & "I think it..."

Build up a playlist of new music that you are enjoying.

Send in any favourite songs to us through your home/school diary and we will also send you their songs they have shown an interest to in class.

We will find time in our day to share the song with everyone, potentially sparking new music tastes, fun and connection between home and school.



Family

F-Words



For our topic on “Authors” this term, we will be focusing on the work of **Dr Seuss**.

Enjoy family time together either sharing Dr Seuss books together or watching one of the film adaptations of his books.

This is a great opportunity to make connections with our learning in class at home.




Cat in the Hat
Story



Horton Hears a
Who
Story



Green Eggs & Ham
Story



Planting for Spring



Have fun planting seeds and bulbs at home and enjoy watching the progress together.

Your child can;

- Choose what they would like to grow,
- Feel the soil,
- Smell the herbs or flowers,
- Help water their plant,
- Observe the changes over time and share them in class

Take weekly progress photos of your plant and send them in to the class team so we can talk about the changes together.

Key PODD vocabulary: plant, flowers, sun, water, rain, descriptions of smell, touch and size



Friends


F-Words

To celebrate Valentine's Day on the 14th of February, design a card together for a friend.

What you need

- A4 white card
- A variety of paints
- Heart shape
- Masking Tape
- Painting tools


If you need any materials, please
get in touch.



Instructions

- Place card at an accessible angle for your child.
- Place the heart shape in the centre of the card and secure with masking tape.
- Scan the colours page of your child's PODD book to discover what colour(s) they would like to use for their card.
- Support your child to explore the paints with their hands, feet or with other tools such as paint brushes and encourage them to spread the paint over the card.
- Take time to pause and look at the progress together during the process.
- When the heart has an even amount of paint around the edge, remove it to reveal the heart shape.
- Choose a friend to send the card to and make their day! Your child may want to send make a variety of cards for different friends.

Weather Reporters



An element of our Welcome group that is never missed is our daily weather reporting. The Rowan Room love getting outside for a short time each day to experience the Scottish Weather and report back using their PODD books and we would love you to give this at home a go.

What to do:

- Go outside for 5 minutes each day and introduce the activity: “We are Weather Reporters!”
- **Experience the weather:**
 - Feel the rain, wind, cold etc
 - Listen to the weather sounds
 - Watch the clouds moving
- **Share the weather using your child’s PODD book**
 - Encourage their best “Yes”, “No” response as you scan the weather page.
 - They may tell you a type of weather that is different to what you are experiencing. Maybe that’s the weather they hoped it would be? Or maybe they need help naming the weather they are experiencing. Watch for their reaction as you suggest what they could be telling you.

Model the Report: “Hello! Today in Scotland it is windy and cold!”

You can share your weather report with us in class by sending a photo in of your child experiencing the weather and/or a short note in the diary to let us know what they reported.

thank you

Home learning gives your children the opportunity to show you the skills they have been developing. It allows them to make meaningful connections between school and home.

We hope you enjoy doing these tasks with all of your friends and family.
We would love to see some photos of your activities and of you all playing and learning together.

As always, thank you for your continued support.

Katie and
the team.